



# Say Sí to Spanish



## Weather Poster pack



Copyright © 2015 by Susan Brown. All rights reserved.

Warm Hearts Publishing

**Terms of Use:**



The purchase of this material entitles the buyer to reproduce the pages for home, homeschool, classroom and small group use only. The reproduction of this book for an entire school or district is prohibited. Reproduction of these pages for other larger groups requires the prior written consent of the author.

**Disclaimer:**

Any perceived slights of specific persons, peoples, or organizations in this book are unintentional.

Cover fonts courtesy of Kimberly Geswein.

If you like this book,  
you may be interested in some of our other products.



Find these and more at:  
[www.WarmHeartsPublishing.com](http://www.WarmHeartsPublishing.com)

## Introduction

Thank you for purchasing *Say Sí to Spanish: Weather Poster Pack*. I hope this pack helps your students master weather vocabulary in Spanish. If you are a parent or teacher who is not fluent in Spanish, you'll find that pronunciation guides are included in this set.

### **What's Included in This Pack:**

- Two vocabulary lists - one with a pronunciation guide and one without
- Two pages with suggested activities
- Covers for the posters which can be used to hide the Spanish word
- 18 poster pages

### **Instructions for Assembly:**

1. Print out the posters on white printer paper, or, for extra durability, card stock.
2. Laminate the posters.
3. Hang them up on your walls or bulletin board.

Preview Copy

Nombre \_\_\_\_\_

## Weather Vocabulary

¿Qué tiempo hace?	What's the weather like?
el tiempo	weather
el pronóstico del tiempo	weather forecast
la temperatura	temperature
los grados	degrees
bajo cero	below zero
Hace buen tiempo.	The weather is good.
Hace mal tiempo.	The weather is bad.
Hace calor.	It's hot.
Hace frío.	It's cold.
Hace fresco.	It's cool.
Hace sol.	It's sunny.
Llueva.	It's raining.
Nieva.	It's snowing.
Hace viento.	It's windy.
Hay relámpagos.	It's lightning.
Está nublado.	It's cloudy.
la tormenta	storm

Nombre \_\_\_\_\_

## Weather Vocabulary

¿Qué tiempo hace?

el tiempo

el pronóstico del tiempo

la temperatura

los grados

bajo cero

Hace buen tiempo.

Hace mal tiempo.

Hace calor.

Hace frío.

Hace fresco.

Hace sol.

Llueva.

Nieva.

Hace viento.

Hay relámpagos.

Está nublado.

la tormenta

kay tee-EM-poh AH-say

el tee-EM-poh

el proh-NOH-stee-koh del tee-EM-poh

la tem-pair-ah-TOO-rah

lohs GRAH-dohs

BAH-hoe SAIR-oh

AH-say bwain tee-EM-poh

AH-say mahl tee-EM-poh

AH-say cah-LOR

AH-say FREE-oh

AH-say FRAY-skoh

AH-say sole

yoo-AY-bah

nee-AY-bah

AH-say bee-EN-toh

I ray-LAHM-pah-gohs

es-TAH noo-BLAH-doh

la tor-MAIN-tah

What's the weather like?

weather

weather forecast

temperature

degrees

below zero

The weather is good.

The weather is bad.

It's hot.

It's cold.

It's cool.

It's sunny.

It's raining.

It's snowing.

It's windy.

It's lightning.

It's cloudy.

storm

## Activities

### Which One is Missing?

Hang up all of the posters on one wall in a mixed up group. Have the students put their heads down. Take one poster down. Let the students put their heads up and try to be the first to guess which one is missing. After someone figures it out, hang the poster back up and repeat the activity.

### Four Corners

Hang one poster in each corner of the room. One player stands in the middle of the room, closes his eyes, and counts to ten. Everyone else in the room has to get to one of the four corners before he reaches ten. When the center player finishes counting, he keeps his eyes shut and says the vocabulary word on one of the four posters in the room. All of the people in that corner are “out” and return to their seats. Play continues until there is only one person left.

### Matching

Print off an extra set of posters and cut the word apart from the picture. Have students work alone or with a partner to match the pieces.

### Find Your Partner

Use the poster pieces from the *Matching* activity above for this game. Take the number of students you have and divide it by two. That is the number of posters you will use. For example, if you have 30 students, you will use the poster pieces for 15 posters. Mix up the poster pieces and pass them out face down to each student. Tell the students to keep their posters secret. Have the students spread out around the room. Then have everyone call out their posters in Spanish and move around the room until they find the other person who has the matching poster piece.

### Cross the Pond

For this activity, you'll need the top section of the poster pieces from the *Matching* activity. Tape the pieces securely to the floor in a random order making sure they are stepping distance apart. These are the stepping stones for your pond. Have the players cross the pond one at a time by stepping from poster to poster. The correct Spanish vocabulary word must be said aloud before a player can step onto a poster piece.

### **Can You Stand It?**

One at a time, tell each student to stand under a poster that you name using the Spanish phrase, “Ponte debajo de...(poster name). (*Stand under...(poster name).*) Do this until everyone is standing under a poster.

*Pronunciation:* POHN-tay day-BAH-hoh day...

### **Poster Hunt**


Hide the posters around your home or classroom. Have the students find them. When they find one, have them bring it to you and tell you what it is in Spanish.

### **It's a Hit**

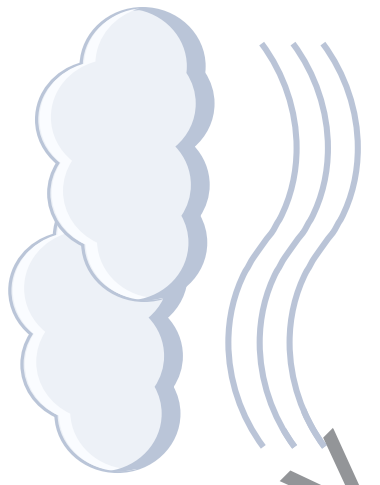

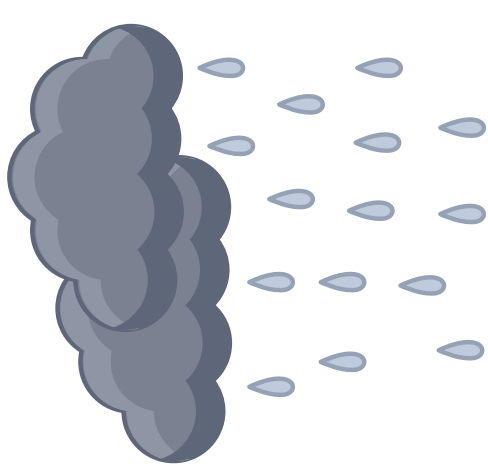


This can be played with two players or two teams. You'll need the posters with covers or the picture parts of the posters from the *Matching* activity. You'll also need a soft foam ball and a sturdy wall with no windows nearby. Tape the posters securely on the wall in a random order. Put a line down with tape about 5 - 10 feet from the wall. This is the line each player will stand behind on his turn. On each player's turn, say a random vocabulary word or phrase in Spanish. The player must throw the ball and hit the correct poster. If he does, he earns a point for himself or his team. If not, no point is earned.

# Covers for Posters






**Instructions:** Print off page on printer paper or card stock. Cut out covers. Laminate for durability. Use to cover Spanish words on posters.





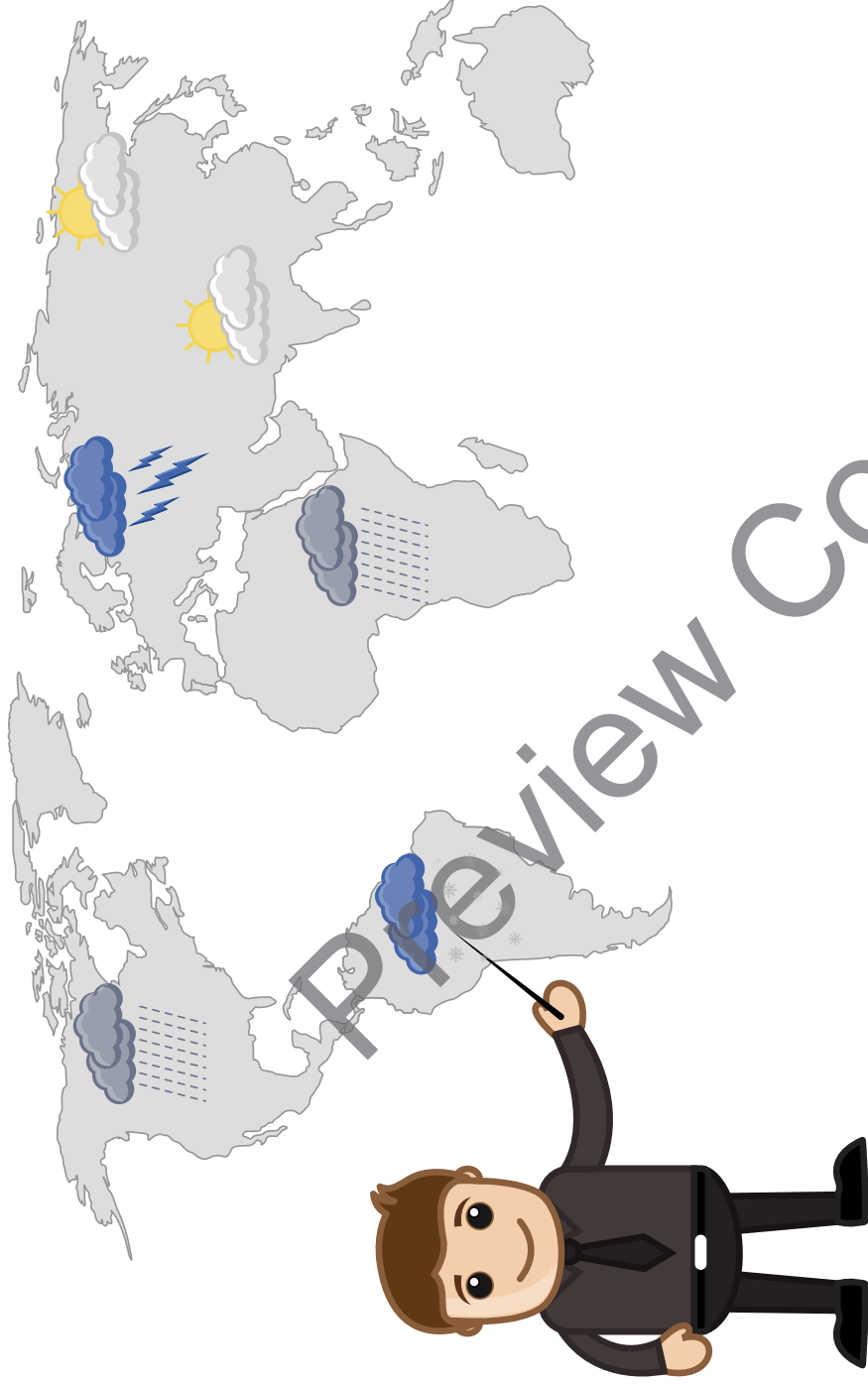


# ¿Qué tiempo hace?




# el tiempo

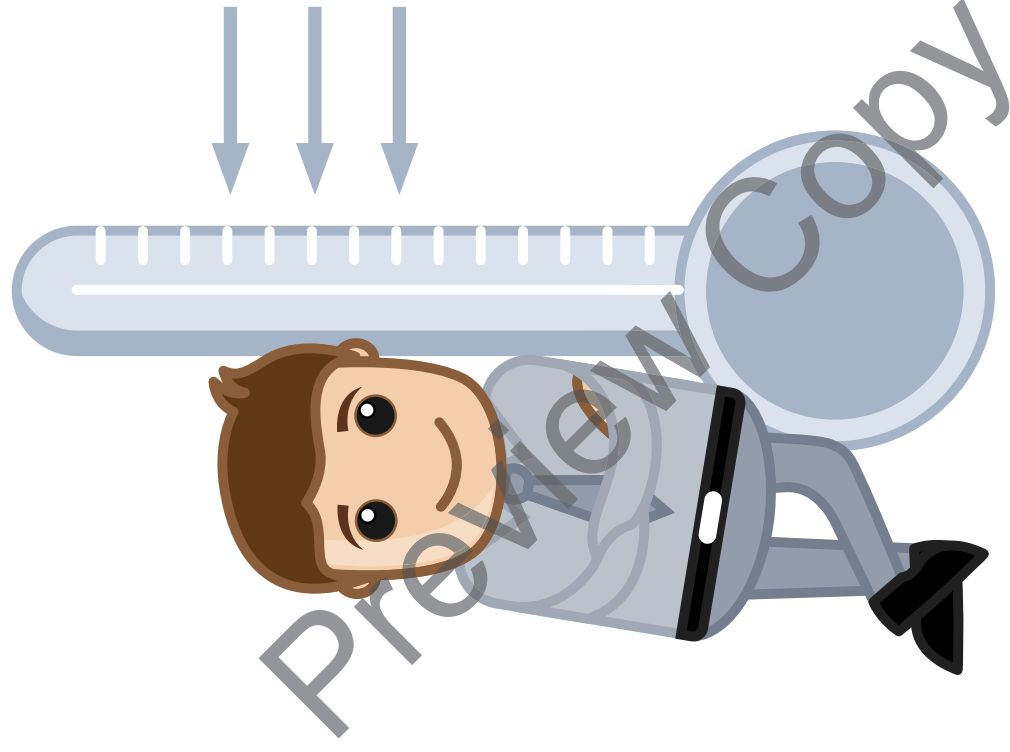
Preview Copy



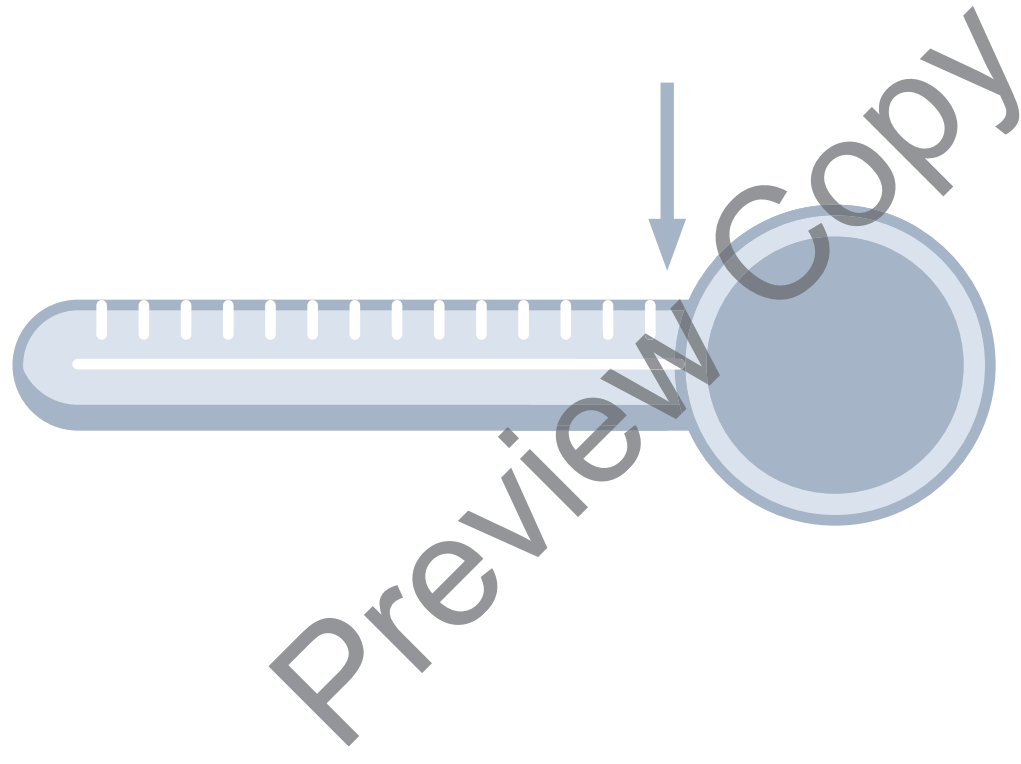
# el pronóstico del tiempo





# la temperatura



# los grados



# bajo cero



# Hace buen tiempo.