

# FUN AND PHONETIC COPY WORK



2ND  
EDITION

Susan Brown

Copyright © 2015 by Susan Brown. All rights reserved.

Warm Hearts Publishing

Terms of Use:

The purchase of this material entitles the buyer to print and/or reproduce the pages for homeschool, classroom and small group use only. The printing and reproduction of these materials for an entire school or district is prohibited. All other use or reproduction of these materials requires the prior written consent of the author.

ISBN 978-1-939869-16-6

Disclaimer:

Any perceived slights of specific persons, peoples, or organizations in this book are unintentional.

Fonts courtesy of Kimberly Geswein and Dafont.com. Images courtesy of Openclipart.org.

If you like this book,  
you may be interested in some of our other products.



Find these and more at:  
[www.WarmHeartsPublishing.com](http://www.WarmHeartsPublishing.com)

## Introduction

Over the years, I have found that “fun” is one of the best tools for learning. It’s like glue for the brain. Something that is funny, exciting, joyful, or pleasant will stick in the minds of children more readily than something that is not so interesting. For that reason, I decided to create *Fun and Phonetic Copy Work*.

*Fun and Phonetic Copy Work* is a series of goofy sentences and groups of sentences for children in grades 1 and 2 to copy. These sentences are arranged by phonetic sounds so they can be used to reinforce your phonics reading program. There are five sentences for each phoneme and 35 different phonemes in this book. There’s also a review section at the end made up of five more sentences. All in all, you get 36 weeks of daily copywork. If you prefer to do copywork every other day, this program can be stretched out over two years. It can also be completed in one year if you exclude some sentences.

*Fun and Phonetic Copy Work* can be used in two ways.

- You can have the child copy the phrases on the lines given below each of the sentences and then draw a picture in the box.
- You can print the Master List of Sentences and use it with your own handwriting paper. If you do this, you might find it easier to just cut apart the sentences and give one to your child each day.

This book is designed so that your child progressively learns more phonemes as he progresses. You can, however, mix up the sentences if you prefer. Feel free to use this book in a way that best fits YOUR child.

Enjoy!

Susan

## Master List of Sentences

### Short A

1. The fat cat sat on the hat. The hat went splat!
2. Pam sat on a tack. Ack!
3. The clam snacks on hams and yams.
4. The rat naps in a vat of jam.
5. Dan taps the crab. The crab snaps!

### Short E

6. Ten men fell on the tent. The tent bent.
7. The egg fell on Ned's leg.
8. The red hen sped on the sled.
9. Ben fed the test to his pet.
10. Bess fled from the web on the bed.

### Short I

11. Jill did a jig with the pig in the pink wig.
12. Bill did slip on the slick pits.
13. Tim hid a fig in the wig.
14. Six kids did spill pins on the hill. Big Sis did flip!
15. Jim did mix the ticks with the grits. Ick!

### Short O

16. The hog and the dog did jog in the bog.
17. Pop did hop on the dock in his socks.
18. Bob did slop the blob on the log.
19. Don did plop a pom pom on the dog.
20. Mom did drop the slop on the frog.

### Short U


21. The pup snuck up on the skunk. The skunk stunk the pup.
22. Bud did rub the mud on the slug.
23. Gus got on the bus with a skunk. It stunk!
24. The bug did hug the slug in the junk.
25. Jud stuck gum on the bun. He said, "Yum!"

### Long A with Silent E


26. Dave did escape the fake snake in the maze.
27. Abe made a cake from paste.
28. The ape in the cape did save the crane in the lake.
29. Jane did rake up dragon scales in the dale.
30. Jake did tame the snake with dates.

### Long E with ee/ea

31. The green beast cleaned the teepee with grease.



# Fun and Phonetic Copy Work #1



\_\_\_\_\_

Name


Large empty rectangular box for drawing or writing.

The fat cat sat on the hat. The hat went splat!

Handwriting practice lines consisting of solid top and bottom lines with a dashed middle line. There are four sets of these lines for tracing or copying the sentence above.

Short A

# Fun and Phonetic Copy Work #2



\_\_\_\_\_

Name


Large empty rectangular box for drawing or writing.

Pam sat on a tack. Ack!

Handwriting practice lines consisting of solid top and bottom lines with a dashed middle line. There are four sets of these lines for tracing or copying the sentence.

Short A

# Fun and Phonetic Copy Work #3



\_\_\_\_\_

Name


Large empty rectangular box for drawing or writing.

The clam snacks on hams and yams.

Four sets of handwriting practice lines, each consisting of a solid top line, a dashed middle line, and a solid bottom line.

Short A

# Fun and Phonetic Copy Work #4



\_\_\_\_\_

Name

Large empty rectangular box for drawing or writing.


The rat naps in a vat of jam.

Handwriting practice lines consisting of solid top and bottom lines with a dashed middle line. There are four sets of these lines for tracing or copying the sentence.

Short A



# Fun and Phonetic Copy Work #5



\_\_\_\_\_

Name


Large empty rectangular box for drawing or writing.

Dan taps the crab. The crab snaps!

Handwriting practice lines consisting of solid top and bottom lines with a dashed middle line. There are four sets of these lines for tracing or copying the sentence.

Short A

# Fun and Phonetic Copy Work #6



\_\_\_\_\_

Name

Large empty rectangular box for drawing or writing.

Ten men fell on the tent. The tent bent.

Handwriting practice lines consisting of solid top and bottom lines with a dashed middle line. There are four sets of these lines for tracing or copying the sentence.

Short E