



Music Intervals & Key Signatures Flash Cards



D major or
B minor

Can be
used with our
Flash Card
Games



Copyright © 2016 by Susan Brown. All rights reserved.

Warm Hearts Publishing

Terms of Use:

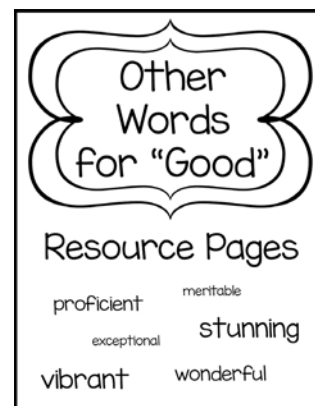



The purchase of this material entitles the buyer to print and/or reproduce the pages for homeschool, classroom and small group use only. The printing and reproduction of these materials for an entire school or district is prohibited. All other use or reproduction of these materials requires the prior written consent of the author.

Disclaimer:

Any perceived slights of specific persons, peoples, or organizations in this book are unintentional.

Fonts courtesy of Kimberly Geswein.

If you like this book,
you may be interested in some of our other products.



Find these and more at:
www.WarmHeartsPublishing.com

Activities for Flash Cards

Name It

This can be played with two players or two teams. Hold up a flash card to two players. The first person to give the right answer earns a point for themselves or for their team. Team members rotate each round.

Last One Standing

This activity is like a spelling bee. Have everyone get in a line. Hold up a card to the first person. If he can name it correctly in three seconds (or less if you want it to be more difficult), he can go to the end of the line and play again. If not, he is out and must sit down. Play continues this way until there is only one player left. If your class is too large, you may want to have the students line up in smaller groups and have multiple games playing. One of the players who got out could help you with holding up the cards for another group.

Tic-Tac-Toe

Hang the flash cards up on a bulletin board, wall, or whiteboard in a Tic-Tac-Toe grid pattern. The answer side should be face down. One player or team is X's and one is O's. The two players or team members should take turns giving the answer for one flash card. If the answer is correct, the flash card can be replaced with an X or O card. The object of the game is to get a row of three X's or three O's to win the game so players will have to strategize when choosing flash cards to answer.

Around the Room









Players sit in desks or chairs for this game. Have the first person in the first row stand next to the student behind him. Show them the picture side of a flash card. The first person to say the correct answer gets to move on to the next person in the row. The loser sits down in the seat he was standing by when he lost whether it is his own seat or not. Flash a flash card to the winner and the next player. As before, the winner moves on to the next player while the other sits down. Play continues until one person is able to go all the way around the room and get back to his own seat. He is the winner of the game.

Hot Seat

Divide everyone into two teams. Pull out one desk for each team and put a set of flash cards with the picture side up on each desk. These will be the Hot Seats. Have one player from each team come and sit in a Hot Seat. Say an answer. The player who can find and hold up the correct flash card first earns a point for his team. Players then shuffle the flash cards and sit down. A new player from each team gets in the Hot Seat and play continues.

Grab It

This is a game for two players. Lay out all of the flash cards between the two players with the pictures facing up. Call out an answer. Players race to be the first person to grab the right flash card. The one who does keeps the flash card. Play continues until all of the flash cards are gone. The one with the most flash cards at the end is the winner.

Unison	Augmented Prime	Minor 2nd	Major 2nd
Augmented 2nd	Minor 3rd	Major 3rd	Augmented 3rd

C major or
A minor

G major or
E minor

D major or
B minor

A major or
F# minor

E major or
C# minor

B major or
G# minor

F major or
D minor

B \flat major or
G minor