

Note Name Flash Cards



Can be
used with our
Flash Card
Games



C




Terms of Use:

The purchase of this material entitles the buyer to print and/or reproduce the pages for homeschool, classroom and small group use only. The printing and reproduction of these materials for an entire school or district is prohibited. All other use or reproduction of these materials requires the prior written consent of the author.

Disclaimer:

Any perceived slights of specific persons, peoples, or organizations in this book are unintentional.

If you like this book,
you may be interested in some of our other products.





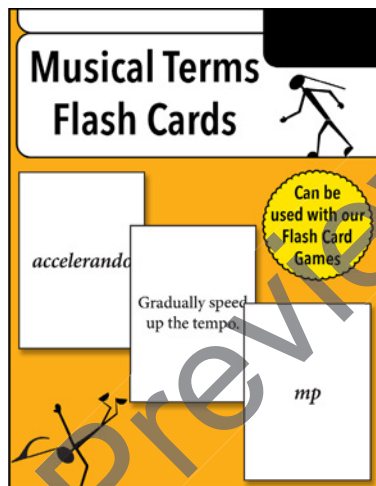
Find these and more at:
www.WarmHeartsPublishing.com

Introduction

The *Music Note Name Flash Cards* are designed to help children and teens learn music note names through the use of flash cards, activities, and games. Besides flash cards, two pages of activities are also included in this product. Some can be played solo while others are for groups of two or more people. Note that for some of the activities described, you will need a set of flash cards that are printed on individual pages rather than back-to-back.

The flash cards in this set can be used with any of our Flash Card Games. These games include variations for play that make them usable for one or more persons. In addition, they can be made to fit the unique needs of each child since every player uses his own set of flash cards. Learn more about them at: www.WarmHeartsPublishing.com.

If you are looking for more music flash cards, you may want to check out the items shown below. They can also be used with our Flash Card Games including the *Keyboard Collapse Flash Card Game* board so that learners can enjoy practicing them as they do the flash cards in this product. Learn more about them at: www.WarmHeartsPublishing.com.



The flash cards in this product are included in this game. →

Activities for Flash Cards

Name It

This can be played with two players or two teams. Hold up a flash card to two players. The first person to give the right answer earns a point for themselves or for their team. Team members rotate each round.

Last One Standing

This activity is like a spelling bee. Have everyone get in a line. Hold up a card to the first person. If he can name it correctly in three seconds (or less if you want it to be more difficult), he can go to the end of the line and play again. If not, he is out and must sit down. Play continues this way until there is only one player left. If your class is too large, you may want to have the students line up in smaller groups and have multiple games playing. One of the players who got out could help you with holding up the cards for another group.

Tic-Tac-Toe

Hang the flash cards up on a bulletin board, wall, or whiteboard in a Tic-Tac-Toe grid pattern. The answer side should be face down. One player or team is X's and one is O's. The two players or team members should take turns giving the answer for one flash card. If the answer is correct, the flash card can be replaced with an X or O card. The object of the game is to get a row of three X's or three O's to win the game so players will have to strategize when choosing flash cards to answer.

Around the Room









Players sit in desks or chairs for this game. Have the first person in the first row stand next to the student behind him. Show them the note side of a flash card. The first person to say the correct note name gets to move on to the next person in the row. The loser sits down in the seat he was standing by when he lost whether it is his own seat or not. Flash a flash card to the winner and the next player. As before, the winner moves on to the next player while the other sits down. Play continues until one person is able to go all the way around the room and get back to his own seat. He is the winner of the game.

Hot Seat

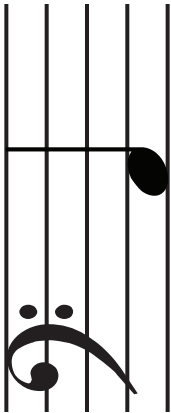

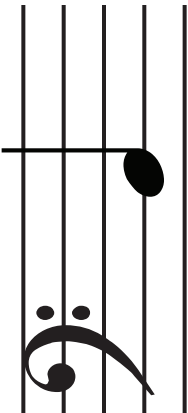


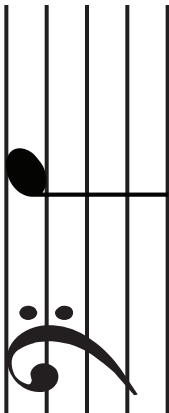
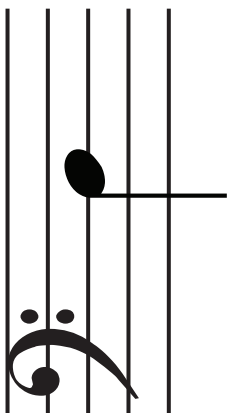
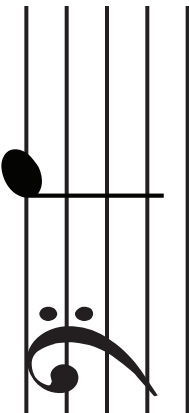
Divide everyone into two teams. Pull out one desk for each team and put a set of flash cards with the note side up on each desk. These will be the Hot Seats. Have one player from each team come and sit in a Hot Seat. Say a note name. The player who can find and hold up the correct flash card first earns a point for his team. Players then shuffle the flash cards and sit down. A new player from each team gets in the Hot Seat and play continues.

Grab It

This is a game for two players. Lay out all of the flash cards between the two players with the notes facing up. Call out a note name. Players race to be the first person to grab the right flash card. The one who does keeps the flash card. Play continues until all of the flash cards are gone. The one with the most flash cards at the end is the winner.

Treble Clef	C	D	E
Staff	F	G	A

A	E
B	F
C	G
D	A

E

A

F

B

G

C

A

D