

FREE



Pumpkin Memory & Matching Games



Pumpkin Memory & Matching Games by Susan Brown

Copyright © 2018 by Susan Brown. All rights reserved.

Warm Hearts Publishing

Terms of Use:

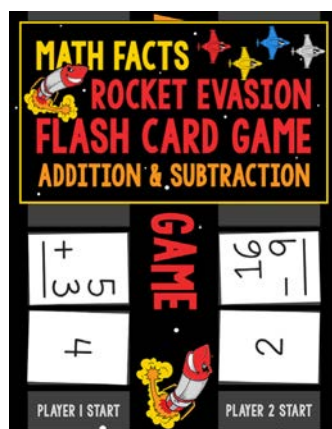


This product may be freely printed and reproduced for personal use in the home, classroom, or church, as well as for non-commercial organizations. Commercial use is not allowed without written permission from the author. Bloggers may link to pages describing this product on the Warm Hearts Publishing site or other approved sites, however, they may not put the product itself on their site without written permission.

Disclaimer:

Any perceived slights of specific persons, peoples, or organizations in this book are unintentional.

Images courtesy of [PrettyGrafik](#).

If you like this book, you may be interested in some of these other products in the Warm Hearts Publishing shop.



Thank you for downloading *Pumpkin Memory & Matching Games*. I hope your children enjoy playing with the pieces in this printable. Below you'll find instructions for assembly of the pumpkin cards and mats. You'll also find directions for playing four games. Besides the games, the pieces in this set can be used for discussing emotions or as part of a unit on vegetables or fall.

Instructions for Assembly

Print pages on paper or card stock. Laminate for durability. Cut apart pumpkin cards on page 4 on the orange lines. Cut apart the two pumpkin mats on page 5 on the black lines.

Games

Pumpkin Memory Game

Mix up the pumpkin cards and lay them face down in a 3x4 grid and play Memory.

Pumpkin Hunt

Have a scavenger hunt with the pumpkin cards. Hide the six different cards around your home or in a box of dried leaves and let your child find them. Have him either bring them to you and describe each one or put each one on a pumpkin mat in the matching square.

Pumpkin Patch Match

This game is for two players. You'll need two sets of pumpkin cards (24 cards total) and one set of pumpkin mats. Shuffle the cards and place them face down between the two players. Give each player a pumpkin mat. The object of the game is to fill up your pumpkin patch (mat) by placing matching cards on each square. On each player's turn, he draws a card and places it on the matching square on his board if there is an open space. If he can't place it, he discards it. Play continues until boards are filled. This game can be played either competitively where the game ends when one player completes his board or cooperatively where it is played until both player complete their boards.

I Spy a Pumpkin

Play I Spy with the pumpkin cards or mats. Use descriptive phrases like these:

- "I spy a pumpkin who is winking at me."
- "I spy a surprised pumpkin."
- "I spy a pumpkin who is sleeping."



