





The Alphabet Train Alphabet Puzzles



Terms of Use:

The purchase of this product entitles the buyer to print and/or reproduce the pages for use in a classroom, home, homeschool co-op, or other educational environment. All other use or reproduction of these materials requires the prior written consent of the author. This product cannot be posted online in such a way that makes it available to the general public. If it must be shared digitally, it must be done in a secure way.

Disclaimer:

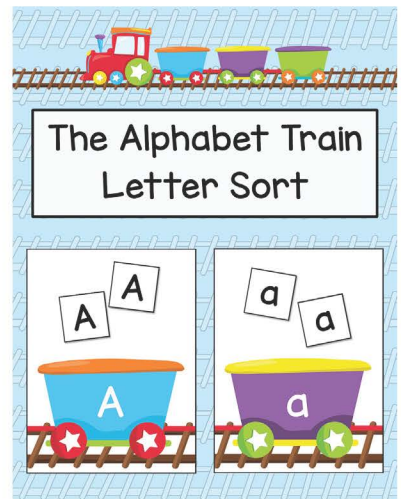

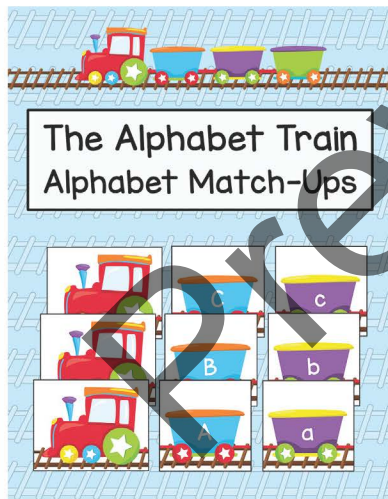
Any perceived slights of specific persons, peoples, or organizations in this product are unintentional.

Credits:

Font: KG Fonts

Images: [Prettygrafik](#)

If you like this product, you may be interested in these:



Use this product to create a hands-on activity for matching uppercase and lowercase letters. The train engines can also be put out for play value.

How to Make

Print the puzzles on paper and laminate, or print on cardstock. Cut apart.

Other Activities

Build the Alphabet Train - Lay out the entire Alphabet Train on the floor beginning with the engine and the letter A puzzle and ending with the letter Z puzzle.

Scavenger Hunt - Lay out all of the uppercase halves of the puzzles. Hide the lowercase halves around the room. Have the children hunt for the lowercase letters and put them next to the matching uppercase letters when they find them.

Memory - Create a Memory game where the children match the uppercase pieces to the lowercase pieces.

Preview Copy

