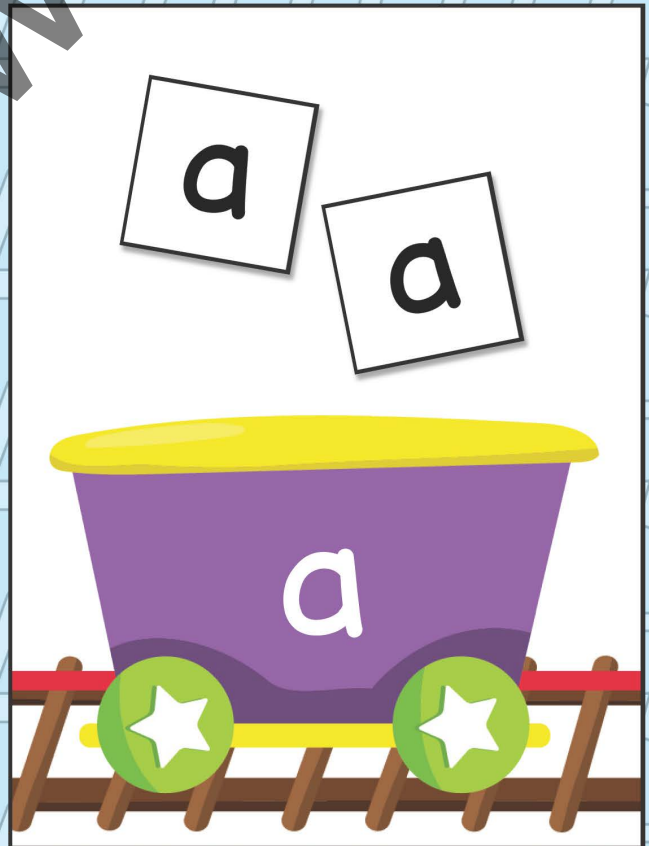
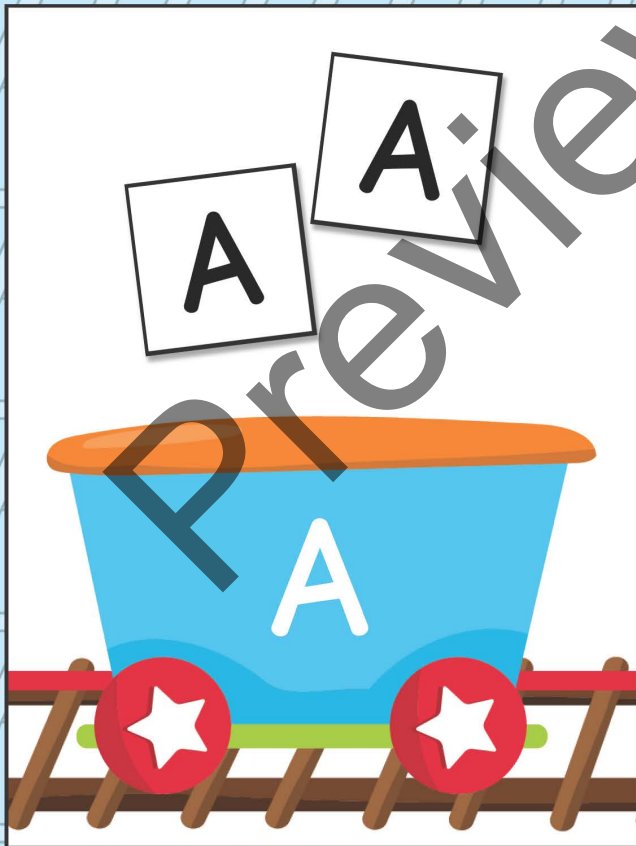


The Alphabet Train Letter Sort



The Alphabet Train - Letter Sort by Susan Brown

Copyright © 2024 by Susan Brown. All rights reserved.

Warm Hearts Publishing

Terms of Use:

The purchase of this product entitles the buyer to print and/or reproduce the pages for use in a classroom, home, homeschool co-op, or other educational environment. All other use or reproduction of these materials requires the prior written consent of the author. This product cannot be posted online in such a way that makes it available to the general public. If it must be shared digitally, it must be done in a secure way.

Disclaimer:


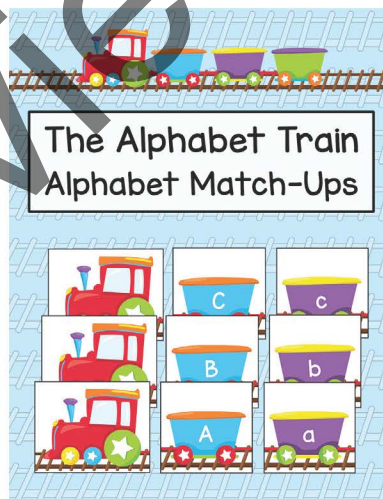

Any perceived slights of specific persons, peoples, or organizations in this product are unintentional.

Credits:

Font: KG Fonts

Images: [Prettygrafik](#)

If you like this product, you may be interested in these:



Use the train cars and letters in this product to create a self-correcting letter recognition activity where children place the letters on the appropriate train cars. The train engine can also be put out for play value.

How to Make

Print the train cars and letters on paper and laminate, or print on cardstock. Cut apart.

Other Activities

Letter Drop - Put a train car into a basket, ice cream pail, bucket, or other container. Have each child drop the correct letters into the container.

Scavenger Hunt - Hide letters around a room or in a sensory bin. Put the matching train cars on a table. Have the children hunt for the letters and put them on the matching train cars when they find them.

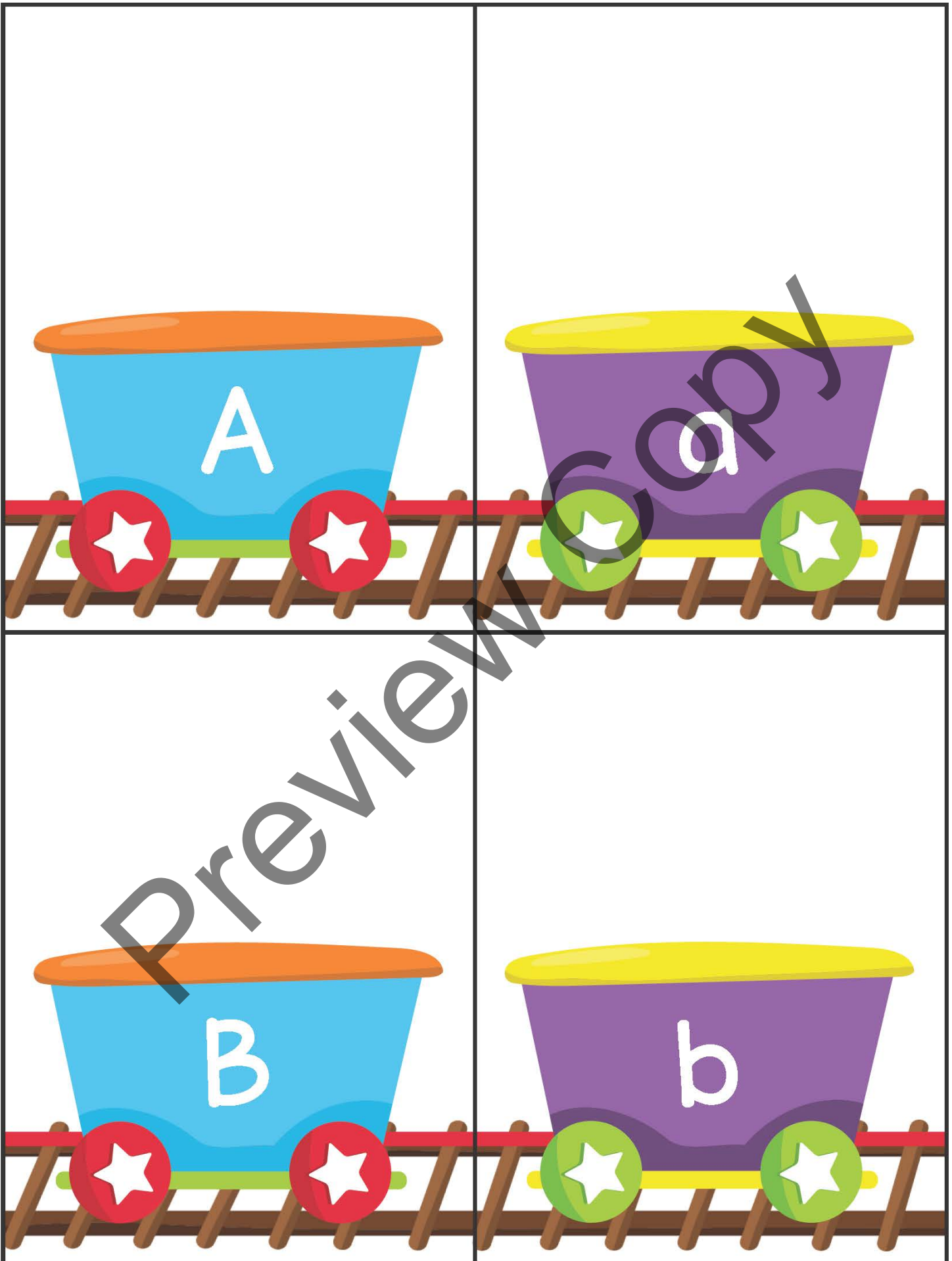
Name It - Have each child name the letter as they match it to the train car.


Sound It - Have each child make the sound of the letter as they put it on the train car.

Letter Trace - This requires the cars to be laminated. Have each child trace the letters on the cars with a dry erase marker.

Build the Alphabet Train - Lay out the entire Alphabet Train on the floor beginning with the engine and ending with the letter Z.

Preview Copy





A	B	C	D	E	F	G
A	B	C	D	E	F	G
A	B	C	D	E	F	G
A	B	C	D	E	F	G
A	B	C	D	E	F	G
a	b	c	d	e	f	g
a	b	c	d	e	f	g
a	b	c	d	e	f	g
a	b	c	d	e	f	g
a	b	c	d	e	f	g