










The Alphabet Train

Alphabet Match-Ups

Use this product to create a hands-on activity for matching uppercase and lowercase letters. The train engines can also be put out for play value.

How to Make

Print the match-ups on paper and laminate, or print on cardstock. Cut apart.

Other Activities

Build the Alphabet Train - Lay out the entire Alphabet Train on the floor beginning with the engine and ending with the letter Z.

Scavenger Hunt - Lay out all of the uppercase train cars. Hide the lowercase train cars around the room. Have the children hunt for the lowercase letters and put them next to the matching uppercase train cars when they find them.

Memory - Make an extra set of cards and let the children play Memory with them.

Self-Correcting Letter Match Activity - Prepare a second set of match-ups. Instead of cutting apart each letter, cut apart each pair of letters, i.e. the uppercase and lowercase A's. Set these out with the individual letters and have each child place the individual letters under each matching pair of letters as shown in the image below.

