

# The Alphabet Train Letter & Sound Matching Worksheets

Alphabet Match Name \_\_\_\_\_

Draw lines to connect the uppercase letters to their matching lowercase letters.


Letter Match I Name \_\_\_\_\_

Draw a line to connect the uppercase letter to the lowercase letter:


Beginning Sound Match I Name \_\_\_\_\_

Draw a line to connect each letter to the picture that begins with that letter.

Letter and Sound Match I Name \_\_\_\_\_







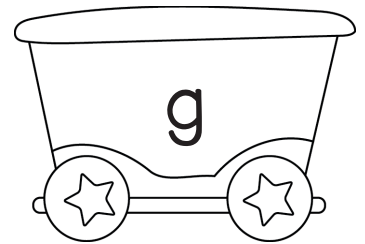





Draw a line to connect each uppercase letter to its matching lowercase letter. Then draw a line connect each lowercase letter to the picture that begins with that letter.




# Letter Match 2

Name \_\_\_\_\_













Draw a line to connect the uppercase letter to the lowercase letter.



# Letter Match 6

Name \_\_\_\_\_






Draw a line to connect the uppercase letter to the lowercase letter.



# Beginning Sound Match 3















Name \_\_\_\_\_

Draw a line to connect each letter to the picture that begins with that letter.



Letter and Sound Match 5    Name \_\_\_\_\_

Draw a line to connect each uppercase letter to its matching lowercase letter. Then draw a line connect each lowercase letter to the picture that begins with that letter..



# Alphabet Match

Name \_\_\_\_\_

Draw lines to connect the uppercase letters to their matching lowercase letters.

